



QUEENSLAND SPEARFISHING CHAMPIONSHIPS

BOWEN | 3 – 5 July 2025

PRELIMINARY INFORMATION PACK & “B-SECTION RULES”

The Location

The Australian Underwater Federation Queensland and Mackay Down Under Skin Divers Club would like to invite all interested divers to compete in the Queensland Spearfishing Championships to be held in Bowen, Queensland 3-5 July 2025.

Bowen is located on the north-east coast in [North Queensland](#), at exactly twenty degrees south of the [equator](#). Bowen is halfway between [Townsville](#) and [Mackay](#), and 1,130 kilometres (700 mi) by road from [Brisbane](#). Bowen sits on a square peninsula, with the [Coral Sea](#) to the north, east, and south. To the south-east is [Port Denison](#) and [Edgumbe Bay](#). On the western side, where the peninsula connects with the mainland, the [Don River's](#) alluvial plain provides fertile soil that supports a prosperous farming industry.

Bowen is known for its access to the Great Barrier Reef and is the most northern part of the Whitsunday area.

Call for Boats

The Mackay Down Under Skin Diving Club has limited boats within the Club to conduct the event. As such, if you have a boat available, please let us know as soon as possible to assist with planning.

Warning: Offshore capable medium to larger boats will be necessary due to distances needed to travel to some locations (in excess of 30 nautical miles). There can be severe chop at times.

Registration and Fees

We will be trying to keep registration fees to an absolute minimum. \$50.00 per person per day will be provided to their respective boat owners for travel to and from the competition sites. Vessels with higher fuel costs will need to be discussed the Commissioner and Competitors on board. Registration and Presentation dinners will be at competitor's own expense. This entry fee is based on 15 pairs registering for the competition.

Queensland Spearfishing Championships 18 and over:	<u>\$200.00</u>
Queensland Spearfishing Championships 17 and under:	<u>\$100.00</u>

Online registration is available at: <https://qldstatetitles2025.events.mygameday.app>

Registrations will open on the **2nd April 2025**. To facilitate organization of the event, in particular boat places, there will be a cut-off for registrations of **31st May 2025**. Please note, that while the organisers will make all reasonable attempts to provide competitors without boat places a spot this cannot be guaranteed. No late registrations will be considered. Competitor shirt orders will cease on the **13th May 2025**. These will be pre-order only but can be ordered additional to registration.

Pairs Format

In keeping with the AUFs motto of 'SAFE SUSTAINABLE SELECTIVE SPEARFISHING' the Queensland Spearfishing Championships are conducted as a True-Pair event. This aligns with current 'best practice' pairs competitions being held in places like Western Australia and New Zealand, along with the Inter-Pacific.

Scoring of the Open Spearfishing Championship will be based on one species per True-Pair per day of competition. You will see from the scoresheet there is a wide variety of eligible species available to competitors.

General Information

The ocean conditions in Bowen will "dictate the terms" as far as where and when we dive.

The Queensland Spearfishing Championships will be conducted of three (3) days, with events prioritised as follows:

Day 1 | Priority 1 – Open Spearfishing Championship (Heat 1):

- Competition must be between 4 to 6 hours duration;
- Ladies and Juniors (aged 15-17) can compete in the Open Spearfishing Championship but do so as ordinary Competitors;
- Juniors must swim in a True Pair with an adult;
- Sub-Juniors (aged 14 and under) cannot compete in the Open Spearfishing Championship

Day 2 | Priority 2 – Other Competitions - dedicated events held for Sub-Juniors, Juniors, Ladies & Film Fishing which can be held simultaneously:

- Competition must be between 4 to 6 hours duration;
- Sub-Junior / Junior / Ladies events to be based on Personal Points and swum in True Pairs format with an adult observer;
- Film-fishing event swum in True Pairs.

Day 3 | Priority 3 – Open Spearfishing Championship (Heat 2).

- Competition to follow format of Day 1.

For the Queensland Spearfishing Championships to be valid, a minimum of one heat of the Open Spearfishing Championship must be held.

All Competitors must be financial members of the AUF or the relevant sporting body in their respective country.

NOTE: Fisheries Officers are red hot around this region. Make sure you are aware of the strict rules relating to all aspects of fishing.

Given the competition will be held in the Great Barrier Reef Marine Park, competitors should be aware the various combined Queensland Fisheries possession limits:

CORAL REEF FIN FISH (see [blue section](#) of the scoresheet) - Combined possession limit of 20 in total

COD - Combined possession limit of 5 in total

CORAL TROUT - Combined possession limit of 7 in total

WRASSE - Combined possession limit of 6 Tuskfish*

Other size and possession limits apply – see <https://www.qld.gov.au/recreation/activities/boating-fishing/rec-fishing/rules/limits-tidal>

Organising Committee

Geoff Opie – President

Shaun Tencate – Club Captain

Cody Ainslie – Club Captain

Jake Masters – Treasurer

Amanda Opie – Secretary

Ben Rennie

Luke Gallette

Skye Tencate

Competition Committee

Competition Director | Skye Tencate
Sign On / Off Clerk and Timekeeper | Amanda Opie/Luke Gallette
Weighmaster | Shaun Tencate/ Geoff Opie
Scorekeeper | Jake Masters/Cody Ainslie
Safety Co-Ordinator | Geoff Opie/ Ben Rennie

Competition Safety boats

Primary Safety Boat: TBC – confirmed at sign on
Secondary Safety Boat: TBC – confirmed at sign on

Schedule of Events

PRELIMINARY AGENDA OF EVENTS		
Please note that events or locations may change due to weather and/or other unforeseen events. The location of each day's event will be advised by 6:00pm the day prior.		
DAY	EVENT	ADDITIONAL INFORMATION
Wednesday 2nd July	Registration and Briefing Meet other competitors and buy your own counter meal / drinks From 6:30 pm	Location: <i>The Grand View Hotel, Bowen</i>
Day 1 Thursday 3rd July	Open Spearfishing Championship Heat 1:	Each day competitors to meet at the boat ramp at TBA for briefing and gear safety inspection. Depart for reef by TBA Competition TBA Depart reef TBA Weigh-in commence TBA upon return to the boat ramp
Day 2 Friday 4th July	Other Competitions Ladies Spearfishing Championship Junior Spearfishing Championship Sub-Junior Spearfishing Championship Film Fishing	Each day competitors to meet at the boat ramp at TBA for briefing and gear safety inspection. Depart for reef by TBA Competition TBA Depart reef TBA Weigh-in commence TBA upon return to the boat ramp
Day 3 Saturday 5th July	Open Spearfishing Championship Heat 2:	As above for Day 1.
	Presentation Saturday 5th July 6:00pm-8:00pm	Location: <i>The Grand View Hotel, Bowen</i>

Accommodation

Competitors will be responsible for arranging their own accommodation and it is highly recommended to book accommodation ASAP to secure a booking.

There is an array of accommodation such as caravan parks, motels and holiday house rentals. By way of example, please refer to Airbnb and Stayz for what is available:

Airbnb can be found [here](#)

Stayz can be found [here](#)

Bookings also available through Booking.com

IMPORTANT – it will be school holidays so secure accommodation quickly.

Possible Dive Sites

Preferred locations: Hope Reef | Faith Reef | Charity Reef

Reserved for adverse conditions: Holbourne Island | Middle Island | Gloucester Island

Titles and Trophies

The Queensland Spearfishing Championships shall be swum as True-Pairs with Titles and Trophies being awarded to categories within the **Open Spearfishing Championship** and **Other Competitions**.

Open Spearfishing Championship True-Pairs categories are as follows:

CATEGORY	REQUIREMENTS	TROPHIES
CHAMPION PAIR	Open Category Queensland State Champion True Pair Any club combination	<i>Cilento Championship shield & runner-up trophy</i>
VETERAN SPEARFISHING CHAMPIONSHIP OF QLD	Both Competitors in a True Pair aged 45 years or older Any club combination	<i>Veterans' shield</i>
CLUB PAIRS CHAMPIONSHIP OF QLD	Both Competitors in a True Pair are to be from the same AUFQ Club	<i>Pairs trophy</i>
CLUB TEAMS CHAMPIONSHIP OF QLD	A team comprised of two True Pairs. All Competitors to be from the same AUFQ Club <u>Nomination required</u>	<i>The Dolphin Club of Townsville shield</i>
NEMROD CUP	Top 2 Club Pairs based on results	<i>Nemrod Cup</i>

Other Competition categories are as follows:

CATEGORY	REQUIREMENTS	TROPHIES
LADIES SPEARFISHING CHAMPIONSHIP OF QLD	Female Competitor Any age Must swim in a pair with an adult observer	<i>Ladies' shield</i>
JUNIOR SPEARFISHING CHAMPIONSHIP OF QLD	Competitor aged 15 to 17 Must swim in a True Pair with an adult observer	<i>Monty Young Memorial Shield</i>
SUB-JUNIOR SPEARFISHING CHAMPIONSHIP OF QLD	Competitor aged 14 and under Must swim in a True Pair with an adult observer	<i>Aimrite Shield</i>
FILM FISHING	Any age / any gender / any club Must swim in a True Pair with at least one member of the pair an adult	<i>Film Fishing Trophy</i>

Score Sheet and System

The standard Australian Underwater Federation scoring system will be used, namely 100 points per species plus 10 points per kilogram for eligible species with a maximum weight for each species of 15kg.

True Pairs Points will be used to determine the Open Spearfishing Championship categories and based on one of each eligible species being weighed-in per True Pair, per day of competition;

Personal Points will be used to determine Other Competition spearfishing categories and based on one of each eligible species to be weighed-in per Competitor.

Sub-Junior will have the minimum weight reduced to 500g or minimum legal length, whichever is greater.

No unlisted species will be eligible; only those on the score sheet are eligible (see Official Spearfishing Scoresheet attached).

Any competitor, pair or team who infringes fisheries or marine park limits or regulations will be disqualified from all competitions. All fish shall remain the property and responsibility of the competitor.

Penalties

A 100-point penalty will apply in each instance any Competitor's fish presented for weighing is: an ineligible species; under minimum weight; or in excess of the allowable number for that species.

Any Competitor, Pair or Team who infringes fisheries or marine park limits or regulations will be disqualified from all competitions.

Any Competitor or pair outside the competition area will be disqualified for that day.

Any Competitor, Pair or Team who starts before the start signal will be disqualified for that day.

Competitors who reach the designated sign off point less than 5 minutes late are penalised 100 points. Those between 5 and 10 minutes late are penalised 200 points. Those who are later than 10 minutes are disqualified.

Official Spearfishing Scoresheet

Scoresheet Notes: Only those species shown on this scoresheet are eligible.

No unlisted fish. Only one of each listed species to be weighed-in per True-Pair per day.

All fish weighed-in must be a MINIMUM of 1kg – this applies to all eligible species. Lengths in round brackets refers to minimum *legal* size (note sub-junior 500g or minimum legal length, whichever is greater).

PARROT FISH - All parrot species must be gutted prior to weigh in. Maximum of any 3 listed parrot species per True-Pair per day.

MARLIN – only one marlin species allowed per True-Pair per day

Please note – Competitors should be aware of the Queensland Fisheries combined possession limits:

CORAL REEF FIN FISH ([blue section](#) of the scoresheet) - Combined possession limit of 20 in total

COD - Combined possession limit of 5 in total

CORAL TROUT - Combined possession limit of 7 in total

WRASSE - Combined possession limit of 6 Tuskfish*

Other size and possession limits apply – see <https://www.qld.gov.au/recreation/activities/boating-fishing/rec-fishing/rules/limits-tidal>

CORAL REEF FIN FISH: combined possession limit of 20 in total	
Cod Combined possession limit of 5 in total	
Māori Cod (45cm)	<i>Epinephelus undulatostratus</i>
Ocellated Cod (38cm)	<i>Epinephelus coeruleopunctatus</i>
Purple Cod (38cm)	<i>Epinephelus cyanopodus</i>
High-Fin Cod (38cm)	<i>Epinephelus maculatus</i>
Coral Rock Cod (38cm)	<i>Epinephelus corallicola</i>
Tomato Coral Cod (38cm)	<i>Cephalopholis sonnerati</i>
Peacock Coral Cod (38cm)	<i>Cephalopholis argus</i>
Coral Cod (38cm)	<i>Cephalopholis miniata</i>
Freckled Coral Cod (38cm)	<i>Cephalopholis sexmaculata</i>
Red-Flushed Rock Cod (38 cm)	<i>Aethaloperca rogaa</i>
Coral Trout Combined possession limit of 7 in total	
Bar-Cheek Trout (38cm)	<i>Plectropomus maculatus</i>
Blue-Spot Coral Trout (50cm-80cm)	<i>Plectropomus laevis</i>
Leopard Coral Trout (38cm)	<i>Plectropomus leopardus</i>
Passionfruit Coral Trout (38cm)	<i>Plectropomus areolatus</i>
Coronation Trout (38cm)	<i>Variola louti</i>
Emperors	
Hump-Nose Sea Bream (25cm)	<i>Monotaxis grandoculis</i>
Long-Nosed Emperor (38cm)	<i>Lethrinus olivaceus</i>
Red-Throat Emperor (38cm)	<i>Lethrinus miniatus</i>
Spangled Emperor (45cm)	<i>Lethrinus nebulosus</i>
Yellow-Lip Emperor (25cm)	<i>Lethrinus xanthurus</i>
Blue-Spotted Sea Bream (25cm)	<i>Gymnocranius microdon</i>
Paddle-Tail Sea Bream (25cm)	<i>Gymnocranius satoi</i>
Maori Sea Bream (25cm)	<i>Gymnocranius grandoculis</i>
Yellow-tail Emperor (25cm)	<i>Lethrinus atkinsoni</i>
Parrot Fish All parrot species must be gutted prior to weigh in. Maximum of any 3 listed parrot species per True-Pair per day.	
Spotted Parrotfish (25cm)	<i>Cetoscarus ocellatus</i>
Blue-Barred Orange Parrotfish (25cm)	<i>Scarus ghobban</i>
Green Tailed Parrotfish (25cm)	<i>Scarus frenatus</i>
Long-Nosed Parrotfish (25cm)	<i>Hipposcarus longiceps</i>
Half & Half Parrotfish (25cm)	<i>Scarus rubroviolaceus</i>
Surf Parrot fish(25cm)	<i>Scarus rivulatus</i>
Spike-Fin Parrotfish (25cm)	<i>Scarus altipinnis</i>
Blunt-Head Parrotfish (25cm)	<i>Chlorurus microrhinos</i>
Tropical Snapper and Sea Perch	
Orange-Spotted Sea Perch (25cm)	<i>Lutjanus lemniscatus</i>
Red Hussar (25cm)	<i>Lutjanus adetii</i>
Saddle-Tail Sea Perch (40cm)	<i>Lutjanus malabaricus</i>
Maori Sea Perch (25cm)	<i>Lutjanus rivulatus</i>
Moses Perch (25cm)	<i>Lutjanus russelli</i>
One-Spot Sea Perch (25cm)	<i>Lutjanus monostigma</i>
Red Emperor (55cm)	<i>Lutjanus sebae</i>
Crimson Sea Perch (40cm)	<i>Lutjanus erythropterus</i>
Stripey (25cm)	<i>Lutjanus carponotatus</i>
Black Sea Perch (25cm)	<i>Macolor niger</i>
Black & Gold Sea Perch (25cm)	<i>Macolor macularis</i>
Blue-Lined Sea Bream (25cm)	<i>Symphoricarthus spilurus</i>
Green Jobfish (38 cm)	<i>Aprion virescens</i>

Wrasse Combined possession limit of 6 Tuskfish* in total	
Black-Spot Tuskfish (30cm) *	<i>Choerodon schoenleinii</i>
Blue Tuskfish (30cm) *	<i>Choerodon cyanodus</i>
Venus Tuskfish (30cm) *	<i>Choerodon venustus</i>
Golden-Spot Pigfish [1kg min.]	<i>Bodianus perditio</i>
Purple Tuskfish (30cm) *	<i>Choerodon cephalotes</i>
Orange-Dotted Tuskfish (30cm) *	<i>Choerodon anchorago</i>
OTHER TIDAL SPECIES:	
Other Fin Fish:	
Barramundi (58cm-120cm)	<i>Lates calcarifer</i>
Barred Javelinfin (45cm)	<i>Pomadasys kaakan</i>
Small-Spotted Javelinfin (30cm)	<i>Pomadasys argenteus</i>
Dusky Flathead (40cm-75cm)	<i>Platycephalus fuscus</i>
Flathead – other (30cm)	<i>Platycephalus</i> spp.
Golden Snapper (35cm)	<i>Lutjanus johnii</i>
Mangrove Jack (35cm)	<i>Lutjanus argentimaculatus</i>
Grass Emperor (25cm)	<i>Lethrinus laticaudis</i>
Dash and Dot Goatfish [1kg min.]	<i>Parupeneus barberinus</i>
Other wrasse:	
Black Wrasse [1kg min.]	<i>Coris aygula</i>
Barred Tuskfish [1kg min.] (aka Graphic Tuskfish)	<i>Choerodon graphicus</i>
Black-Eyed Thicklip [1kg min.]	<i>Hemigymnus melapterus</i>
Mackerel & Tuna:	
Broad-Barred Spanish Mackerel (60cm)	<i>Scomberomorus semifasciatus</i>
Queensland School Mackerel (50cm)	<i>Scomberomorus queenslandicus</i>
Spotted Mackerel (60cm)	<i>Scomberomorus munroi</i>
Long-Tail Tuna [1kg min.]	<i>Thunnus tonggol</i>
Yellowfin Tuna [1kg min.]	<i>Thunnus albacares</i>
Dog-Tooth Tuna [1kg min.]	<i>Gymnosarda unicolor</i>
Wahoo (75cm)	<i>Acanthocybium solandri</i>
Trevally	
Blue-Fin Trevally [1kg min.]	<i>Caranx melampygus</i>
Cale Cale Trevally [1kg min.]	<i>Atropus mentalis</i>
Diamond Trevally [1kg min.]	<i>Scyris indica</i>
Pennant Fish [1kg min.]	<i>Alectis ciliaris</i>
Oyster-Cracker [1kg min.]	<i>Trachinotus anak</i>
Snub-Nose Dart [1kg min.]	<i>Trachinotus blochii</i>
Queenfish (50cm)	<i>Scomberoides commersonnianus</i>
Golden Trevally [1kg min.]	<i>Gnathanodon speciosus</i>
Gold-Spotted Trevally [1kg m in.]	<i>Turrum fulvoguttatus</i>
Amberjack (50cm)	<i>Seriola sp.</i>
Yellowtail Kingfish (60cm)	<i>Seriola lalandi</i>
Other Pelagic: * only one marlin species per True-Pair per day allowed	
Cobia (75cm)	<i>Rachycentron canadum</i>
Dolphin Fish (50cm)	<i>Coryphaena spp.</i>
Rainbow Runner [1kg min.]	<i>Elagatis bipinnulata</i>
Black Marlin [1kg min.] *	<i>Istiompax indica</i>
Indo-Pacific Blue Marlin [1kg min.] *	<i>Makaira mazara</i>
Striped Marlin [1kg min.] *	<i>Kajikia audax</i>
Indo-Pacific Sailfish [1kg min.] *	<i>Istiophorus platypterus</i>
INELIGIBLE SPECIES INCLUDE: All protected & unlisted species, including but not limited to: sharks, rays and crustaceans; all molluscs and shellfish; squids, octopus, cuttlefish; pipefish, flutefish and trumpetfish; marine mammals; all toad fishes; protected species; catfish and frogfish; and any other fish ineligible under “B Section Rules” as follows:	
ALL PROTECTED SPECIES	GOLD SPOTTED COD
ALL UNLISTED SPECIES	BLACK SPOTTED COD
ALL SURGEONS	FLOWERY COD
ALL UNICORNS	CAMOUFLAGE COD
ALL BATFISH	GIANT TREVALLY
ALL PAINTED SWEETLIP	SUCKERFISH
ALL BARRACUDA	MILKFISH
ALL SPINEFOOT	MULLET
ALL DRUMMER	SPANISH MACKEREL
ALL UNLISTED COD AND GROUPER	PARROT – NAPOLEON
ALL UNLISTED GOATFISH	
ALL UNLISTED PARROT	PARROT – DARK QUARTER

Official Film-Fishing Scoresheet

SPECIES	PTS
Cod	
Maori Cod	5
Ocellated Cod	4
Purple Cod	3
High-Fin Cod	3
Coral Rock Cod	5
Tomato Coral Cod	5
Peacock Coral Cod	2
Coral Cod	3
Freckled Coral Cod	3
Red-Flushed Rock Cod	5
Coral Trout	
Bar-Cheek Trout	2
Blue-Spot Coral Trout – Yellow Phase	4
Blue-Spot Coral Trout	3
Leopard Coral Trout	1
Passionfruit Coral Trout	5
Coronation Trout	4
Emperors	
Hump-Nose Sea Bream	2
Long-Nosed Emperor	5
Red-Throat Emperor	2
Emperor (<i>Lethrinus</i> spp.)	1
Yellow-Lip Emperor	5
Sea Bream (<i>Gymnocranius</i> spp.)	1
Parrot Fish	
Spotted Parrotfish – Red Phase	3
Spotted Parrotfish – Green Phase	5
Blue-Barred Orange Parrotfish	3
Green Tailed Parrotfish	1
Long-Nosed Parrotfish	2
Half & Half Parrotfish	4
Spike-Fin Parrotfish	2
Blunt-Head Parrotfish	3
Tropical Snapper and Sea Perch	
Orange-Spotted Sea Perch	3
Red Hussar	1
Saddle-Tail Sea Perch	3
Maori Sea Perch	3
Moses Perch	1
One-Spot Sea Perch	4
Red Emperor	4

SPECIES	PTS
Crimson Sea Perch	3
Stripey	1
Black Sea Perch	4
Black & Gold Sea Perch	4
Blue-Lined Sea Bream	5
Green Jobfish	2
Wrasse	
Black-Spot Tuskfish	3
Blue Tuskfish	3
Venus Tuskfish	1
Golden-Spot Pigfish	4
OTHER TIDAL SPECIES:	
Other Fin Fish:	
Barramundi	5
Javelinfish (<i>Pomadasys</i> spp.)	2
Flathead (<i>Platycephalus</i> spp.)	3
Golden Snapper	3
Mangrove Jack	3
Dash and Dot Goatfish	3
Other wrasse:	
Black Wrasse	4
Barred Tuskfish	1
Black-Eyed Thicklip	1
Mackerel & Tuna:	
Broad-Barred Spanish Mackerel	3
Narrow-Barred Spanish Mackerel	3
Dog-Tooth Tuna	4
Wahoo	5
Trevally	
Blue-Fin Trevally	4
Cale Cale Trevally	3
Diamond Trevally	4
Pennant Fish	4
Oyster-Cracker Snub-Nose Dart	4
Queenfish	3
Golden Trevally	3
Amberjack Kingfish (<i>Seriola</i> spp.)	4
Other Pelagic:	
Cobia	4
Dolphin Fish	5
Rainbow Runner	3
Marlin species	5

Guidelines for True-Pairs

- AUF True-Pairs events closely follow the rules set down for the Inter-Pacific events.
- True-Pairs are to use the same safety equipment as previously for an individual event (Compliant Float | Whistle and signalling mirror | Orange plastic safety sheet | Sheathed diver's knife | Weight belt fitted with quick release buckle | cover to spear points | see the "A-Section Rules").
- Two divers of similar capability team up and nominate to compete together as a True-Pair.
- The divers may have one gun each and spare guns unloaded and stored horizontally on a Compliant Float.
- Both divers must practice '**one up-one down**'. This means:
 - o watching your buddy dive down, and return safely to the surface;
 - o make eye contact after a dive - a blackout can occur up to 15 seconds after ascent; and
 - o if you are diving with someone not as adept as you are, stay within their comfortable limits, not yours.
- The True-Pair tows one Compliant Float with the following set up:
 - two rig-lines are attached to the float; one is 4 metres long and the other is a maximum of 30 metres long;
 - Either rig-line may be bungee or part bungee;
 - One diver attaches the long line to his gun or person and is allowed to dive and spearfish;
 - The other diver holds onto the short line, remains on the surface and tows the float;
 - Divers alternate between the short and long rig lines between dives;
 - Both divers must always remain within 30 metres of the float whilst on the surface.
- Whilst the spearing diver is submerged the surface diver must always do his best to stay above the submerged diver and be aware of their position at all times.
- Both divers are not allowed to be submerged below the surface at the same time. Penalty is disqualification.
- The two divers can swap duties of spearing or towing to suit themselves.
- The diver on the surface must not dive, let go of the rig-line or endanger the submerged diver in any way.
- It's not mandatory, but recommended, that the Compliant Float also be equipped with a coiled 50mtr light line and small drop weight in case the surface diver feels the need to immediately search and possibly dive to locate the submerged diver. If deployed, it would anchor the float in the proximity of the potential search area as a reference point.
- The True-Pair are only allowed to weigh-in one of each species on the scoresheet per day of competition. Exceptions apply for Women's and Junior Nominated Pairs.
- It's also recommended that the pair work in depths and conditions where, either one could rescue the other in an emergency situation.
- These guidelines also apply when training / scouting for an event. Scuba, Hooker or similar may not be used when scouting.
- Dive well within your limits. Don't push yourself. Never risk your life or that of another for the sake of a fish.

Safety Notice to Competitors

In the interest of a safe and incident free competition we all need to take responsibility. The organisers have taken reasonable measures to ensure this is possible.

Please ensure you fulfill your responsibility to take care of your own and fellow competitors' safety.

Here is relevant information on safety during the event and some tips to help each competitor remember their role in helping make this happen.

- Each safety boat has a first aid kit with the operator on board. The Primary Safety Boat will be equipped with defibrillator and oxygen resus.
- Each safety boat is equipped with communication to the other safety boat, as well as shore base, and emergency services.
- A competitor may only approach, touch or hold onto a safety boat under instruction from the crew.
- Each safety boat has emergency water on board; however, this is only for emergency use. Competitors are strongly encouraged to carry sufficient water on their personal float for hydration as assistance from a safety boat for any reason (except for emergency / safety at the discretion of the safety boat operator) will result in disqualification from the days event.
- A competitor may enter a safety boat or seek assistance from a safety boat at any time but doing so, for any reason (except for emergency / safety reasons sanctioned at the discretion of the safety boat operator) disqualifies that competitor, and their pair, from that day's competition. Where sanctioned assistance is given divers cannot gain any advantage from assistance from a safety boat over other competitors.
- If you suffer a cut, ensure you stop the bleeding and seek assistance if necessary.
- Full length wetsuits and/or Lycra suits with hoods are recommended due to risk from: stinging jellyfish, cuts and abrasions from coral and sun exposure.
- It is recommended that competitors take some sort of protective footwear (i.e. crocs / reef walkers) just in case they need to walk over the reef.
- Divers are strongly encouraged to wait until they have swum clear of other divers before loading their speargun.
- Ensure you have the safety equipment as set out in the "A Section Rules" as a minimum.
- Use a float capable of carrying your fish out of the water or enclosed.
- If a competitor's flag is laying in the water during the competition the safety boat crews will ask the competitor to right it. The flag must be upright and visible as much as possible allowing for weather conditions. Floats and dive flags must be clearly visible to boat traffic at all times, to ensure the safety of the diver.
- If the flag continues to lie down in the water and not remain upright, safety boat crew are permitted to examine the float setup to check for problems and record the diver number, it will then be reported to the Championship Director. Divers must co- operate with safety boat instructions at all times.
- One of the biggest risks to a competitor in the water is collision with a craft / boat.
- The more visible you are the less likely this is to happen. Put your head up often and look about for boat traffic. If surfacing and hearing a boat raise your gun above your head as you ascend.

- The safety boats will aim to redirect/inform approaching watercraft of the large number of divers present whenever possible.
- Ocean currents create a risk of being swept out to sea, it can happen and has happened in high level competition so please be vigilant. Always be aware and stop, look, and monitor what the current is doing.
- If you become aware of a strong rip or dangerous current, please notify the safety boat crew so they may warn other competitors.
- In case of exceptionally high risk (for example a large predatory shark or dangerous weather change) the safety boat crews have the authority to remove competitors from the water. In this case the competition will cease for the day and no results will be recorded.
- If you see a large predatory shark, it is suggested you remain composed with slow deliberate movements to keep your eyes and speargun directed towards the animal as long as possible whilst you move away from any fish you may have and towards shore, another diver or nearby boat to back you up. If necessary, jab the shark hard around the head / eye / gills area and continue to fend off and watch until you feel the animal is gone. Remain watchful and move quietly to safety and ensure the safety boat is advised. Depending on the animal's behaviour and movement within the area the safety boat has the authority to remove all persons to shore or safety and cancel the event.
- Other ocean life that may cause discomfort to divers is jellyfish. Should any diver sustain stings that cause swelling to throat or mouth area that may impede breathing or if you have an allergy, seek assistance from the safety boats immediately.
- To draw attention from one of the safety boats you may:
 - o Raise your gun in the air if it is not an urgent situation
 - o In an urgent situation
 - Wave your gun in the air, covered with an orange plastic safety sheet
 - Blow your whistle and use your signalling mirror
- Rocks close to the shoreline / reef can be covered in weed which is extremely slippery and coral which is sharp.
- Care must be taken when exiting the water onto rocks/ coral.
- Whenever a competitor is out of the water, tips of guns must be covered, or spearhead removed.
- Aim to eat healthily and avoid excessive alcohol consumption during the week of competition. Energy levels and hydration are key elements to personal performance and safety during such physically demanding competitions.
- Wherever possible try to remain in sight of another person or float so you may attract attention for assistance. Raise your head often and think about the movements and safety of yourself and other competitors.
- Lastly, please remember that all committee members and helpers are volunteers.
- Organisation and planning for this competition has taken the majority of the past year. Please treat all volunteers, helpers and organisers with respect. Constructive comments are welcome, however inappropriate or abusive language/attitude is not.
- Competitors should familiarize themselves with the Spearsafe website.



Do you want to catch better fish? Be a safer Spearo? Then SPEARSAFE <http://www.spearsafe.com.au/>

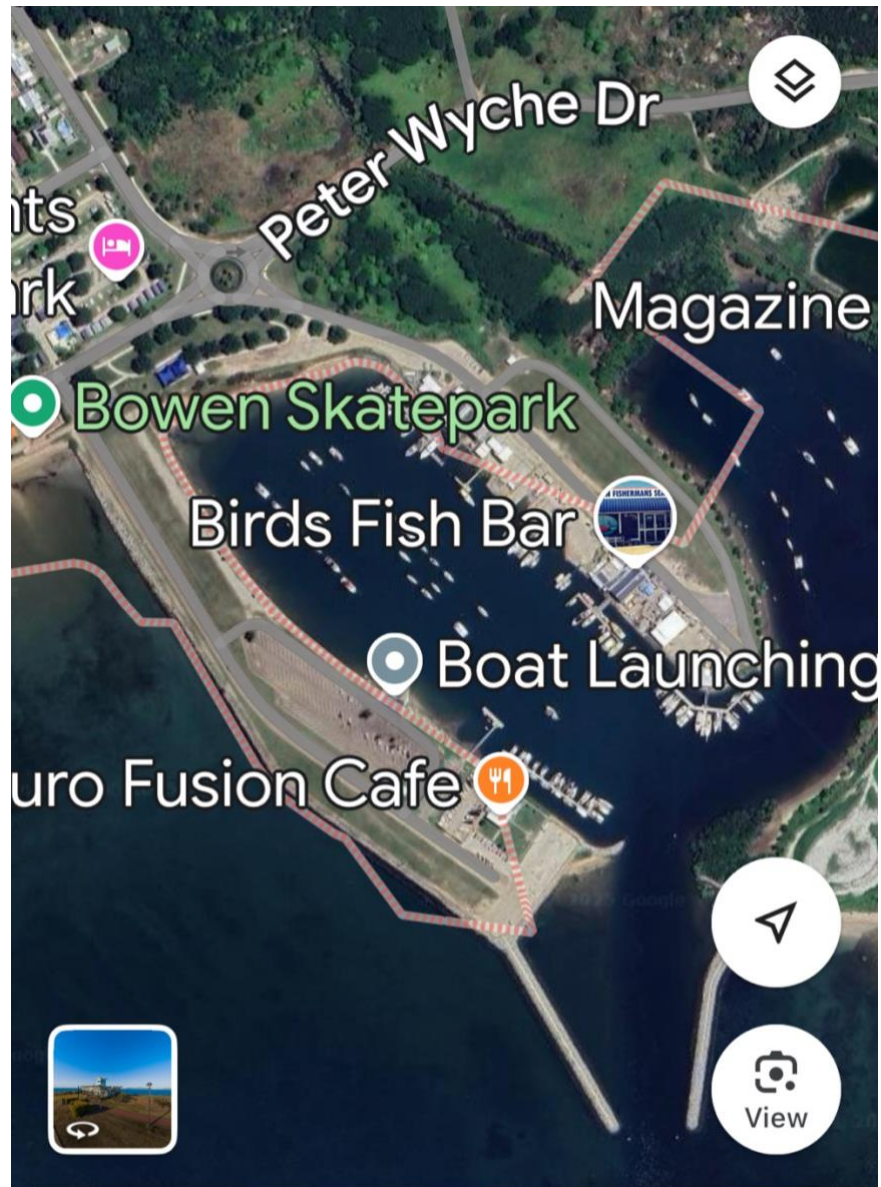


We hope all competitors have an enjoyable and safe competition.

General Location Map



Boat Ramp Location



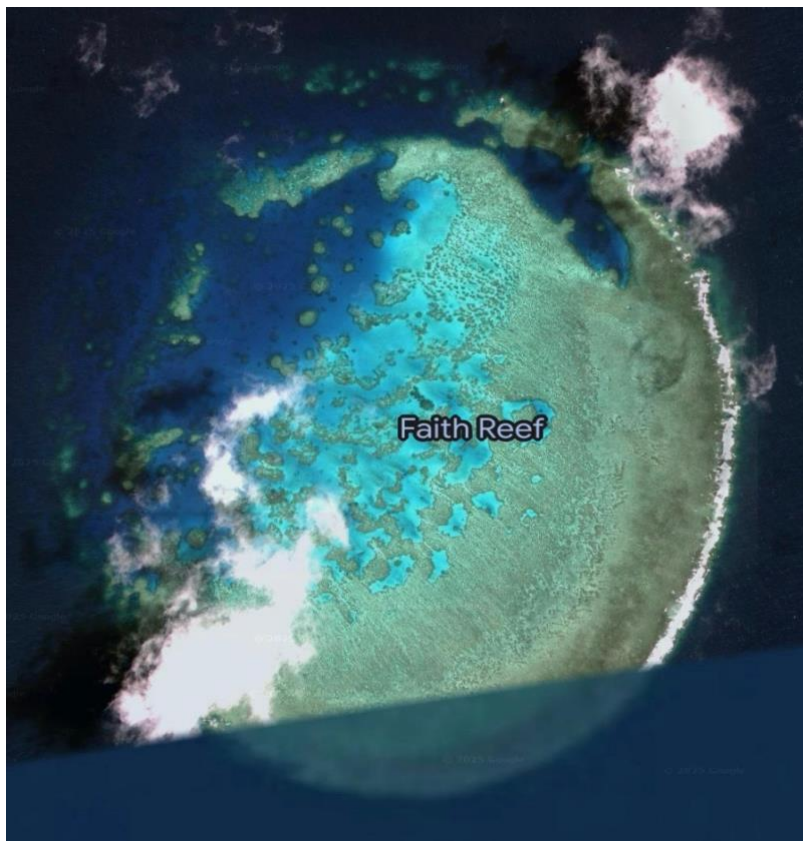
Holbourne Island, Middle Island and Gloucester Island



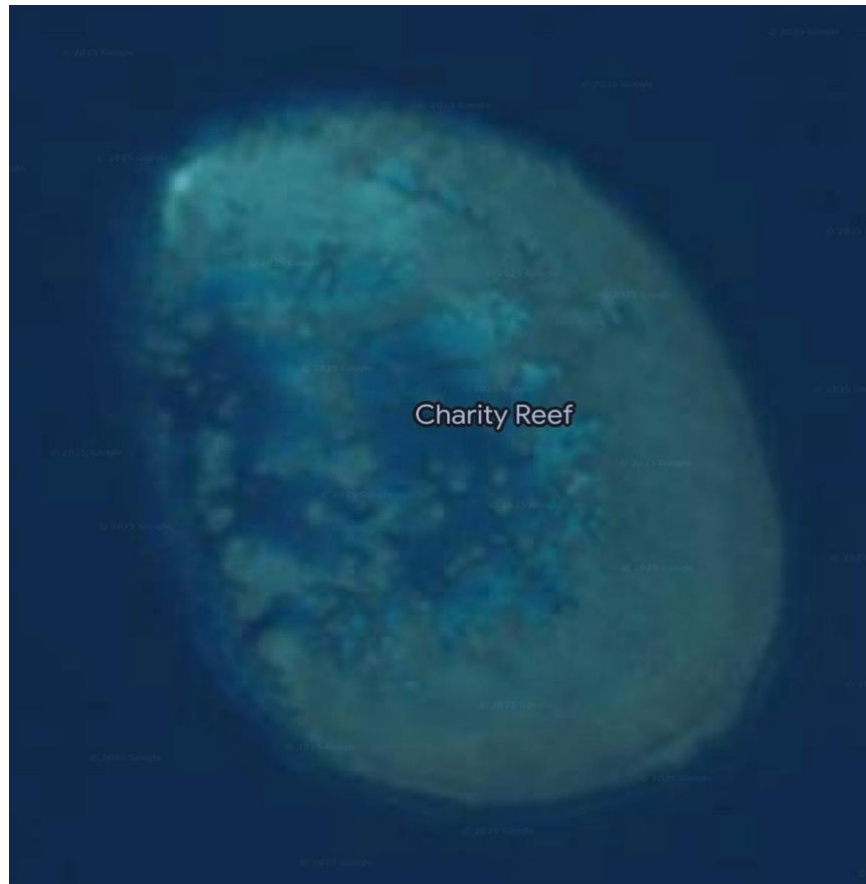
Hope Reef



Faith Reef



Charity Reef



Holbourne Island



Middle Island



Gloucester Island



Tide Times

– July 2025					
THU 3 JUL		FRI 4 JUL		SAT 5 JUL	
HIGH	4:37 am 2.41 m	HIGH	5:36 am 2.29 m	LOW	1:03 am 1.43 m
LOW	11:28 am 0.95 m	LOW	12:09 pm 0.89 m	HIGH	6:27 am 2.20 m
HIGH	6:15 pm 2.39 m	HIGH	7:07 pm 2.59 m	LOW	12:45 pm 0.84 m
LOW	11:57 pm 1.51 m			HIGH	7:46 pm 2.76 m

Online Resources

Safety equipment for boats in Queensland:

<https://www.msg.qld.gov.au/Safety/Safety-equipment-recreational-ships>

Great Barrier Reef Marine Park Map 9 – Bowen Offshore:

<https://elibrary.gbrmpa.gov.au/handle/11017/599>

BOM Bowen Marine Forecast

<http://www.bom.gov.au/qld/forecasts/gbroffshore.shtml>

Recreational fishing rules – size and possession limits – tidal waters

<https://www.qld.gov.au/recreation/activities/boating-fishing/rec-fishing/rules/limits-tidal>

Fish ID

<https://www.qld.gov.au/recreation/activities/boating-fishing/rec-fishing/fish-species-guide/fish-species-id>

<https://www.yumpu.com/en/document/read/15174951/queensland-spearfishing-species/87>

http://aufq.auf.com.au/wp-content/uploads/sites/6/2014/04/AUFQ_Records-March-2018.pdf

<https://fishesofaustralia.net.au/>

No take species

<https://www.qld.gov.au/recreation/activities/boating-fishing/rec-fishing/fish-species-guide/no-take-species>

https://www.daf.qld.gov.au/_data/assets/pdf_file/0011/64964/ProtectSpecies-RecGuide.pdf

Competition Risk Assessment & Action Plan

Note to competitors: A competitor may enter a safety boat or seek assistance from a safety boat at any time but doing so, for any reason, disqualifies that competitor, and their pair, from that day's competition.

Risk	Cause	Avoidance measures	Primary Response	Support Required	Secondary Response
Diver blackout or drowning, when diver is close to the surface	Diving too deep/long Insufficient recovery time before dive Medical Event Alcohol/drugs	Agree to limited depth/dive times with your buddy Limit dive depths and times to within your known ability, having regard to your physical state Warn your buddy if you expect a dive to be difficult so they can be ready to provide support Buddy should monitor every dive and be close enough to assist immediately if diver blacks out Avoid alcohol/drugs prior to and during event	Recover diver, remove mask, blow gently on face, mouth to mouth if not conscious after short time. Raise alert by waving gun covered with orange plastic safety sheet / blow whistle to attract safety boat – get someone else to do this if possible	Medic on safety boat, trained for SWB incidents Equipped with O2	Diver blackout protocol
Diver lost underwater	Blackout or entanglement / entrapment	Carry knife, avoid entanglement risks Do not dive until your buddy has dealt with any speared fish and is ready to watch your dive Buddy should monitor every dive and be ready to assist if you do not surface when expected Surface diver should monitor float line for direction of diver	Follow float line and search immediately for diver. If not found immediately, enlist surrounding divers. Mark location if possible: consider firing gun into bottom as marker, take note of where you are Maintain a conservative and safe diving pattern to ensure you also do not blackout Recover diver only if safe to do so. Remove weight belt if necessary and bring diver to surface lifting under chin to hold their mouth shut. Proceed immediately with mouth to mouth Raise alert by waving gun covered with orange plastic safety sheet / blow whistle to attract safety boat	Safety boat must have a SCUBA diver and SCUBA gear for diver/body recovery	Medic to assess diver for appropriate response
Diver DCS	Diving too / deep too long / not enough recovery time before dive	Avoidance measures Buddy control, self-control Do not do weight assisted descents	Raise alert by waving gun covered with orange plastic safety sheet / blow whistle to attract safety boat – get someone else to do this if possible	Medic on safety boat, supply O2	Request rescue helicopter to evacuate diver to nearest decompression chamber.
Lung or Trachea Squeeze	Straining/flexing arms, body, or neck at depth damages lung or trachea. Diver will cough up blood	Limit dives to depths you are comfortable at, and avoid twisting body, extending chin	Raise alert by waving gun covered with orange plastic safety sheet / blow whistle Alert safety boat, stop diving	Medic on safety boat to evaluate	Consult doctor and specialist as ordered

Risk	Cause	Avoidance measures	Primary Response	Support Required	Secondary Response
Diver run over by boat including safety boat	Diver not visible Boat driver not aware or not paying attention Diving in high traffic area Sun strike	Boat must not manoeuvre around a pair of divers unless both are visible on the surface 5 knot rule Communicate with surface diver before coming within 50 metres of any divers Safety boat drivers to be vigilant	Apply pressure to wound, keep head out of water Raise alert by waving gun covered with orange plastic safety sheet / blow whistle to attract safety boat Recover to boat	Medic on safety boat equipped with first aid kit	Transport to hospital if required
Boat strike (unknown boat)	Lack of visibility Boat driver not obeying 5 knot rule Sun strike Boat driver unaware	All floats/plats must carry flags, min 15x20 cm Safety boat with dive flag to patrol other boats and warn of diver presence Notify boating public by VHF/media communications Divers to avoid diving in high boat traffic areas, or at least remain aware when crossing such areas Raise gun/wave to alert oncoming boats	Try to get boat to stop and take you to safety boat. Raise alert by waving gun covered with orange plastic safety sheet / blow whistle to attract safety boat. Apply pressure to wound, keep head out of water.	Medic on safety boat equipped with first aid kit	Transport to hospital if required
Diver puncture wound	Spear wound Cuts from knives/fish Falls/head knock General Sickness/minor injury Fish spines	Self-management Never point a loaded gun at another person Unload gun before exiting water Care when cutting fish Tip protectors on spearguns when out of water Never hang extra spears or guns from float pointing downwards, or loaded	Raise alert by waving gun covered with orange plastic safety sheet / blow whistle to attract safety boat. Apply pressure to wound, keep head out of water.	Medic on safety boat equipped with first aid kit	Transport to hospital if required
Diver lost in current	Unable to swim against current in high current areas	Monitor strength of current with return swim in mind	Raise alert by waving gun covered with orange plastic safety sheet / blow whistle to attract safety boat. Swim across current to get out of it Conserve energy, stay together, use float/plat for support. Fire gun into reef or tie rig line onto reef and hang onto float / plat. Safety boat to search	If not found in short time. Contact Coastguard for broader search	Transport to hospital if required

Risk	Cause	Avoidance measures	Primary Response	Support Required	Secondary Response
Shark bite	Using fish for burley	Do not burley Move away from others using burley when sharks arrive Be wary when retrieving fish with known shark presence. Safety diver to hold guard. Get fish out of the water and into a float / plat as soon as possible.	Raise alert by waving gun covered with orange plastic safety sheet / blow whistle to attract safety boat. Apply pressure to wound, keep head out of water.	Medic on safety boat equipped with first aid kit	Transport to hospital if required
General sickness/nonurgent injury (not in competition)	Any	-	Contact local doctor	Transport to doctor	Transport to hospital if required
Dehydration	Forgot to bring a drink with you	Attach water bottle to float	Summon safety boat with raised gun when you see it.	There will be water on the safety boat	If severe dehydration, remain on safety boat until Medic says OK to dive
Hunger	Forgot to bring food for the day	Bring food in your plat or have food on your boat and return during the day to eat it	Summon safety boat with raised gun when you see it. Beg for food.	Safety boat driver's lunch	Remember to bring food next time
Exhaustion	Caught in currents or rough water Not enough food/drink	Assess currents and rough water as you enter them and do not swim too far	Rest on shore if safe to do so in sea conditions Have food/drink Summon safety boat with raised gun when you see it. Conserve energy and hold on to float, stay with buddy	Rest on safety boat	Bring adequate food and water; perform within your limits.
Medical event due to existing health issues	Various	Self-assessment of risks Disclose pre-existing risks to organisers in registration form Have own medication on hand or on safety boat if required	Get to safety boat for Medic support Raise alert by waving gun covered with orange plastic safety sheet / blow whistle to attract safety boat.	Medic on safety boat to assess	Further medical assistance
Boat breakdown/sinking	Various	Maintenance Care when anchoring	Request a tow back	Have VHF onboard Boats travel in groups to competition area Tail end Charlie	Re-allocate divers to other boats

Injury whilst docking boat	Strong current; limited space for docking; skipper experiencing difficulties manoeuvring; decamping without direction from skipper; arms and legs outside vessel when docking	<i>Skipper to let passengers know when to exit or enter the boat. While someone might want to jump off onto the dock to help guide the front of the boat in, that's not very safe. If they slip or get pinched between the boat and dock, they could suffer serious injuries. It's better to slowly drive toward the dock and to put the boat into reverse if you're approaching too quickly. Make sure everyone on board is seated, so that they are not thrown forward or overboard if you hit the dock harder than expected</i>	Contact local doctor / ambulance / emergency services	Medic on safety boat equipped with first aid	Transport to hospital if required
----------------------------	-------------------------------------------------------------------------------------------------------------------------------------------------------------------------------	------------------------------------------------------------------------------------------------------------------------------------------------------------------------------------------------------------------------------------------------------------------------------------------------------------------------------------------------------------------------------------------------------------------------------------------------------------------------------------------------------------------------------------	-------------------------------------------------------	----------------------------------------------	-----------------------------------

Medical and Emergency Contact List



Is someone seriously injured or in need of urgent medical help?

Do you want Police, Fire or Ambulance?

Call Triple Zero (000)

Important – if there is no mobile coverage on any network, you will not be able to reach the Emergency Call Service via a mobile telephone.

In a marine based emergency use VHF Channel 16

FIRST CONTACT:	
Police	Phone: (07) 4720 4555 Address: 25 Powell Street, Bowen, QLD, 4805 Opening hours: Monday - Friday 8:00am–4:00 pm Weekends Closed In an emergency call 000 Call 131 444 to contact Police other than in an emergency.
Marine Rescue Queensland Bowen	Phone: (07) 4786 1950 Emergency After Hours: Channel 16 or 000 Address: Boat Harbour Drive, Bowen, QLD, 4808 Opening hours: Radios are manned seven days a week from 0630hrs to 1800hrs daily, with an emergency night watch on VHF channel 16 from 1800hrs to 0630hrs. Radio Frequencies: VHF: 16, 81, 82 27Mhz: 88, 91
VHF Channel	Use Channel 16 in the event of a marine based emergency

Medical and Emergency Contact List cont....

SECOND CONTACT:	
VHF local channel:	All boats to monitor Channel 16; For non-essential competition communications switch to: Channel 73
VHF nowcasting /forecast:	Most coastal radio stations provide regular local weather forecasts on VHF radio, with instructions and broadcast times announced regularly on Channel 16.
Medical:	Bowen Medical Centre Phone: 07 4786 1711 Address: 54 Powell Street, Bowen QLD 4805 Opening hours: Monday - Friday 8:30 am – 5:00 pm Weekends Closed
	Queens Beach Medical Centre Phone: (07) 4785 1533 Address: 37 George Street, Bowen, QLD, 4805 Opening hours: Monday – Friday 8:00 am – 5:00 pm Weekends Closed
After hours care:	Proserpine Hospital
Hospital	Proserpine Hospital 24 Hours Emergency Dept 26-32 Taylor St, Proserpine QLD 4800 (07) 4813 9400
Fire Emergency:	CALL 000
Nearest Decompression chamber:	Royal Brisbane and Women's Hospital 24 Hour Emergency Department Phone: (07) 3646 0241 Address: Butterfield St, Herston QLD 4029 https://metronorth.health.qld.gov.au/rbwh/healthcare-services/hyperbaric-medicine
Pharmacy:	Live Life Pharmacy Bowen Phone: (07) 4974 9700 Address: Centrepont Plaza, Richmond Road, Bowen Opening hours: <div> <div>8:30am – 5:30pm</div> <div>Monday - Friday (Thurs close 7:00pm)</div> <div>Saturday 8:30am – 5:00pm</div> <div>Sunday Closed</div> </div>
Chopper pad / airstrip:	Bowen Aerodrome Bruce Highway, Bowen – public use but not a commercial airport

	Proserpine has a Commercial Airport with direct flights from Sydney, Melbourne and Brisbane via different carriers and car hire availability upon request
--	-----------------------------------------------------------------------------------------------------------------------------------------------------------